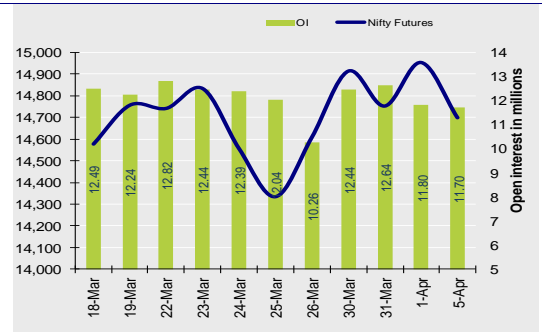


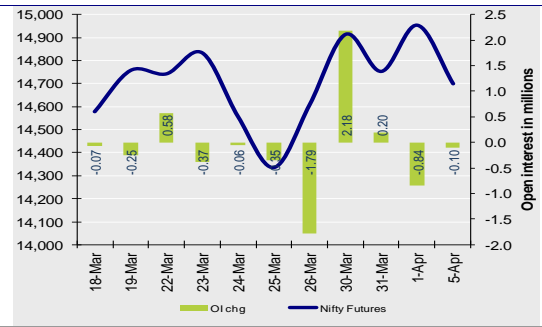
## Nifty Snapshot

	Close	Prv Cl.	Ab chg	% chg
<b>Spot</b>	14,637.8	14,867.3	-229.55	-1.54
<b>Futures</b>	14,698.4	14,953.3	-254.90	-1.70
<b>OI (ml shr)</b>	11.70	11.80	-0.10	-0.88
<b>Vol (lots)</b>	221298	160290	61008	38.1
<b>COC</b>	60.65	86.00	-25.35	-29.5
<b>PCR-OI</b>	1.07	1.16	-0.09	-7.5

## Nifty Futures Price v/s OI



## Nifty Futures Price v/s Change in OI



## Institutional Activity in previous trading session

(in Rs cr.)	Buy	Sell	Net
Index Futures	5983.07	7785.83	-1802.76
Index Options	365978.57	366257.31	-278.74
Stock Futures	12895.21	15186.35	-2291.14
Stock Options	13035.81	13046.04	-10.23
FII Cash	4,443.84	5,375.50	-931.66
DII Cash	5,097.54	5,022.06	75.48

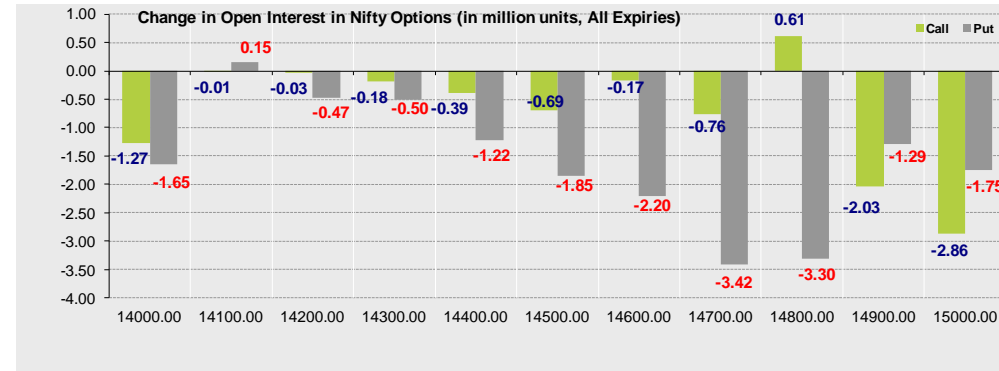
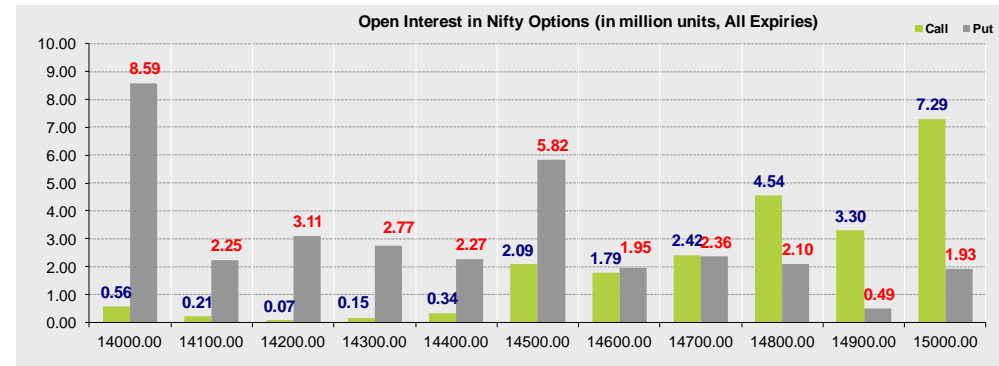
## Net FII Activity (in Rs cr.)

Date	Idx Fut	Stk Fut	Idx Opt	Cash
5-Apr	-1802.8	-2291.1	-278.7	-932
1-Apr	445.1	-278.3	4562.7	149
31-Mar	-2448.8	-635.8	2522.8	-1686
30-Mar	1275.3	2123.5	-1803.3	769
26-Mar	1879.8	718.2	-559.1	-50
25-Mar	960.3	1313.1	3940.6	-3384

## Market Summary:

- Indian markets closed on a negative note where selling was mainly seen in Banking, Finance, Automobile sectors. Nifty April Future closed at 14698.40 (down 60.65 points) at a premium of 60.65 pts to spot.
- FII were net sellers in Cash to the tune of 931.66 Cr and were net sellers in index futures to the tune of 1802.76 Cr.
- India VIX increased by 6.14% to close at 21.22 touching an intraday high of 23.31.

## Open Interest in Nifty Options:



- The above second chart shows previous trading day's change in Nifty options where Addition in OI were seen in 14800 strike Calls while liquidation was seen at 14800, 14700, 14600 strike Puts indicating market is likely to remain range bound in the near term.

- Highest OI build-up is seen at 15000 strike Call and 14000 strike Put, to the tune of 7.29mn and 8.59mn respectively.

## Outlook on Nifty:

- Index is likely to open on a flat note today and is likely to remain range-bound during the day.

## Technical Pivot (Intraday):

	S2	S1	PIVOT	R1	R2
NIFTY	14285	14490	14695	14900	15105
BANKNIFTY	31490	32155	33075	33740	34665

## Volume Buzzers (Contract wise)

Symbol	Current Volume	Volume Change	Price Chg	One Month Avg
MARICO	2944	369%	-2.0%	1616
PVR	6312	345%	-7.9%	2743
UBL	1800	319%	-7.8%	1081
INDIGO	4075	203%	-4.9%	2866
DIVISLAB	5019	172%	-0.3%	4707
SHREECEM	2511	153%	1.6%	1145
BRITANNIA	3415	121%	1.1%	3454
LALPATHLAB	1963	120%	6.2%	719
EICHERMOT	5839	104%	-4.6%	3604
BAJFINANCE	16884	104%	-5.9%	10791

## Stock Ideas

- INFY & RELIANCE calls of strike 1400 & 2100 respectively were amongst the most active Calls whereas TATASTEEL & RELIANCE puts of strike 800 & 1900 respectively were amongst most active Puts.
- LALPATHLAB & HINDALCO are likely to show good strength whereas EICHERMOT & CONCOR are likely to show weakness in today's trading session.

(Price is in Rs; OI is in million units; Price chg and OI chg are in percentage) **NB RESEARCH**

### Fresh Longs seen in:

Scrip	Price	Price chg	OI	OI Chg
LALPATHLAB	2891.3	6.2	0.3	35.4
LTI	4317.1	4.1	0.3	18.5
SHREECEM	30556	1.6	0.2	18.2

### Fresh Shorts seen in:

Scrip	Price	Price chg	OI	OI Chg
EICHERMOT	2525.4	-4.6	2.8	14.4
PVR	1144.9	-7.9	1.8	14.4
BAJFINANCE	4998.9	-5.9	4.1	13.8

### Short Covering seen in:

Scrip	Price	Price chg	OI	OI Chg
HINDALCO	352.4	0.0	32.4	-4.8
MINDTREE	2105.0	0.6	1.8	-4.4
TATASTEEL	873.0	0.8	45.0	-2.4

### Long Unwinding seen in:

Scrip	Price	Price chg	OI	OI Chg
CONCOR	580.6	-3.8	5.8	-8.1
GUJGASLTD	550.0	-0.4	1.1	-7.9
TVSMOTOR	583.1	-1.4	3.6	-7.0

### Technical Pivot (Intraday):

Script Name	S2	S1	PIVOT	R1	R2
LALPATHLAB	2628	2757	2833	2962	3038
EICHERMOT	2452	2488	2552	2589	2653
HINDALCO	333	342	349	358	364
CONCOR	557	569	589	601	620

## FROM THE EQUITY DERIVATIVE DESK:

**NIRAV HARISH CHHEDA**  
SENIOR DERIVATIVES AND TECHNICAL ANALYST  
E-Mail: nirav.chheda@nirmalbang.com  
Tel no: 6273-8199/8000

**AMIT BHUPTANI**  
DERIVATIVES AND TECHNICAL ANALYST  
E-Mail: amit.bhuptani@nirmalbang.com  
Tel no: 6273-8242/8000

## Disclaimer

Nirmal Bang Securities Private Limited (hereinafter referred to as "NBSPL") is a registered Member of National Stock Exchange of India Limited, Bombay Stock Exchange Limited and MCX stock Exchange Limited. We have been granted certificate of Registration as a Research Analyst with SEBI. Registration no. is INH000001766 for the period 23.09.2015 to 22.09.2020.

NBSPL or its associates including its relatives/analyst do not hold any financial interest/beneficial ownership of more than 1% in the company covered by Analyst (in case any financial interest is held kindly disclose)

NBSPL or its associates/analyst has not received any compensation from the company covered by Analyst during the past twelve months. NBSPL /analyst has not served as an officer, director or employee of company covered by Analyst and has not been engaged in market making activity of the company covered by Analyst.

The views expressed are based solely on information available publicly and believed to be true. Investors are advised to independently evaluate the market conditions/risks involved before making any investment decision.

Stock Name	Call (Buy/Sell)	Entry price	Targets	Stop Loss	Duration	Status

## NIFTY50 Options OI (CE OI = Resistance) (PE OI = Support)

Symbol	Highest CE OI	Highest PE OI	CMP
ADANIPTS	800	700	749
ASIANPAINT	2600	2400	2518
AXISBANK	720	720	689
BAJAJ-AUTO	4000	3500	3609
BAJAJFINSV	10000	9000	9508
BAJFINANCE	5500	4500	4999
BHARTIARTL	600	500	531
BPCL	450	400	430
BRITANNIA	3700	3500	3650
CIPLA	900	800	823
COALINDIA	150	130	130
DIVISLAB	3800	3300	3627
DRREDDY	5000	4400	4573
EICHERMOT	2700	2500	2525
GAIL	150	135	136
GRASIM	1500	1300	1452
HCLTECH	1100	900	1042
HDFC	2600	2400	2463
HDFCBANK	1500	1400	1455
HDFCLIFE	700	650	687
HEROMOTOCO	3000	3000	2905
HINDALCO	350	300	352
HINDUNILVR	2400	2200	2390
ICICIBANK	600	600	575
ITC	220	210	213

## NIFTY50 Options OI (CE OI = Resistance) (PE OI = Support)

Symbol	Highest CE OI	Highest PE OI	CMP
INDUSINDBK	1000	1000	941
INFY	1300	1300	1424
IOC	100	90	92
JSWSTEEL	520	450	522
KOTAKBANK	1800	1700	1766
LT	1500	1300	1411
M&M	900	700	781
MARUTI	7000	6500	6811
NESTLEIND	17500	16000	16917
NTPC	110	100	107
ONGC	120	100	104
POWERGRID	230	210	216
RELIANCE	2200	1900	1999
SBILIFE	1000	900	878
SBIN	400	300	355
SHREECEM	30000	28500	30557
SUNPHARMA	620	580	613
TATAMOTORS	350	280	307
TATASTEEL	900	700	873
TCS	3300	2700	3259
TECHM	1100	900	1005
TITAN	1600	1300	1542
ULTRACEMCO	7000	6000	6838
UPL	700	610	650
WIPRO	500	400	429



**DISCLOSURES**

Research Reports that are published by Nirmal Bang Securities Private Limited (hereinafter referred to as "NBSPL") are for private circulation only. NBSPL is a registered Research Analyst under SEBI (Research Analyst) Regulations, 2014 having Registration no. INH000001766. NBSPL is also a registered Stock Broker with National Stock Exchange of India Limited, BSE Limited, Metropolitan Stock Exchange of India Limited, Multi Commodity Exchange of India Limited, National Commodity and Derivative Exchange Limited and Indian Commodity Exchange Limited in cash and Equity and Commodities derivatives segments.

NBSPL has other business divisions with independent research teams separated by Chinese walls, and therefore may, at times, have different or contrary views on stocks and markets.

NBSPL or its associates have not been debarred / suspended by SEBI or any other regulatory authority for accessing / dealing in securities Market. NBSPL, its associates or analyst or his relatives do not hold any financial interest (Except Investment) in the subject company. NBSPL or its associates or Analyst do not have any conflict or material conflict of interest at the time of publication of the research report with the subject company. NBSPL or its associates or Analyst or his relatives may or may not hold beneficial ownership of 1% or more in the subject company at the end of the month immediately preceding the date of publication of this research report.

NBSPL or its associates / analyst has not received any compensation / managed or co-managed public offering of securities of the company covered by Analyst during the past twelve months. NBSPL or its associates have not received any compensation or other benefits from the company covered by Analyst or third party in connection with the research report. Analyst has not served as an officer, director or employee of Subject Company. NBSPL / analyst has not been engaged in market making activity of the subject company. Analyst Certification: The research analysts and authors of these reports, hereby certify that the views expressed in this research report accurately reflects my/our personal views about the subject securities, issuers, products, sectors or industries. It is also certified that no part of the compensation of the analyst(s) was, is, or will be directly or indirectly related to the inclusion of specific recommendations or views in this research. The analyst(s) principally responsible for the preparation of this research report and has taken reasonable care to achieve and maintain independence and objectivity in making any recommendations.

**DISCLAIMER**

This report is for the personal information of the authorized recipient and does not construe to be any investment, legal or taxation advice to you. NBSPL is not soliciting any action based upon it. Nothing in this research shall be construed as a solicitation to buy or sell any security or product,

or to engage in or refrain from engaging in any such transaction. In preparing this research, we did not take into account the investment objectives, financial situation and particular needs of the reader.

This research has been prepared for the general use of the clients of NBSPL and must not be copied, either in whole or in part, or distributed or redistributed to any other person in any form. If you are not the intended recipient you must not use or disclose the information in this research in any way. Though disseminated to all the customers simultaneously, not all customers may receive this report at the same time. NBSPL will not treat recipients as customers by virtue of their receiving this report. This report is not directed or intended for distribution to or use by any person or entity resident in a state, country or any jurisdiction, where such distribution, publication, availability or use would be contrary to law, regulation or which would subject NBSPL & its group companies to registration or licensing requirements within such jurisdictions.

The report is based on the information obtained from sources believed to be reliable, but we do not make any representation or warranty that it is accurate, complete or up-to-date and it should not be relied upon as such. We accept no obligation to correct or update the information or opinions in it. NBSPL or any of its affiliates or employees shall not be in any way responsible for any loss or damage that may arise to any person from any inadvertent error in the information contained in this report. NBSPL or any of its affiliates or employees do not provide, at any time, any express or implied warranty of any kind, regarding any matter pertaining to this report, including without limitation the implied warranties of merchantability, fitness for a particular purpose, and non-infringement. The recipients of this report should rely on their own investigations.

This information is subject to change without any prior notice. NBSPL reserves its absolute discretion and right to make or refrain from making modifications and alterations to this statement from time to time. Nevertheless, NBSPL is committed to providing independent and transparent recommendations to its clients, and would be happy to provide information in response to specific client queries.

Before making an investment decision on the basis of this research, the reader needs to consider, with or without the assistance of an adviser, whether the advice is appropriate in light of their particular investment needs, objectives and financial circumstances. There are risks involved in securities trading. The price of securities can and does fluctuate, and an individual security may even become valueless. International investors are reminded of the additional risks inherent in international investments, such as currency fluctuations and international stock market or economic conditions, which may adversely affect the value of the investment. Opinions expressed are subject to change without any notice. Neither the company nor the director or the employees of NBSPL accept any liability whatsoever for any direct, indirect, consequential or other loss arising from any use of this research and/or further communication in relation to this research. Here it may be noted that neither NBSPL, nor its directors, employees, agents or representatives shall be liable for any damages whether direct or indirect, incidental, special or consequential including lost revenue or lost profit that may arise from or in connection with the use of the information contained in this report.

Copyright of this document vests exclusively with NBSPL.

Our reports are also available on our website [www.nirmalbang.com](http://www.nirmalbang.com)